





















JERUSALEM

- | Densely built | Sparingly built | |
|-----------------------------------------------------------------------------------|-----------------------------------------------------------------------------------|-------------------------------------|
|  |  | Built prior to 1840 |
|  |  | 1840-1888 |
|  |  | 1889-1910 |
|  |  | 1911-1924 |
|  |  | 1925-1935 |
|  |  | 1936-1947 |
|  |  | 1948-1958 |
|  |  | 1959-1968 |
|  | | Old City wall |
|  | | Municipal boundary, 1968 |
|  | | Villages outside municipal boundary |



©

